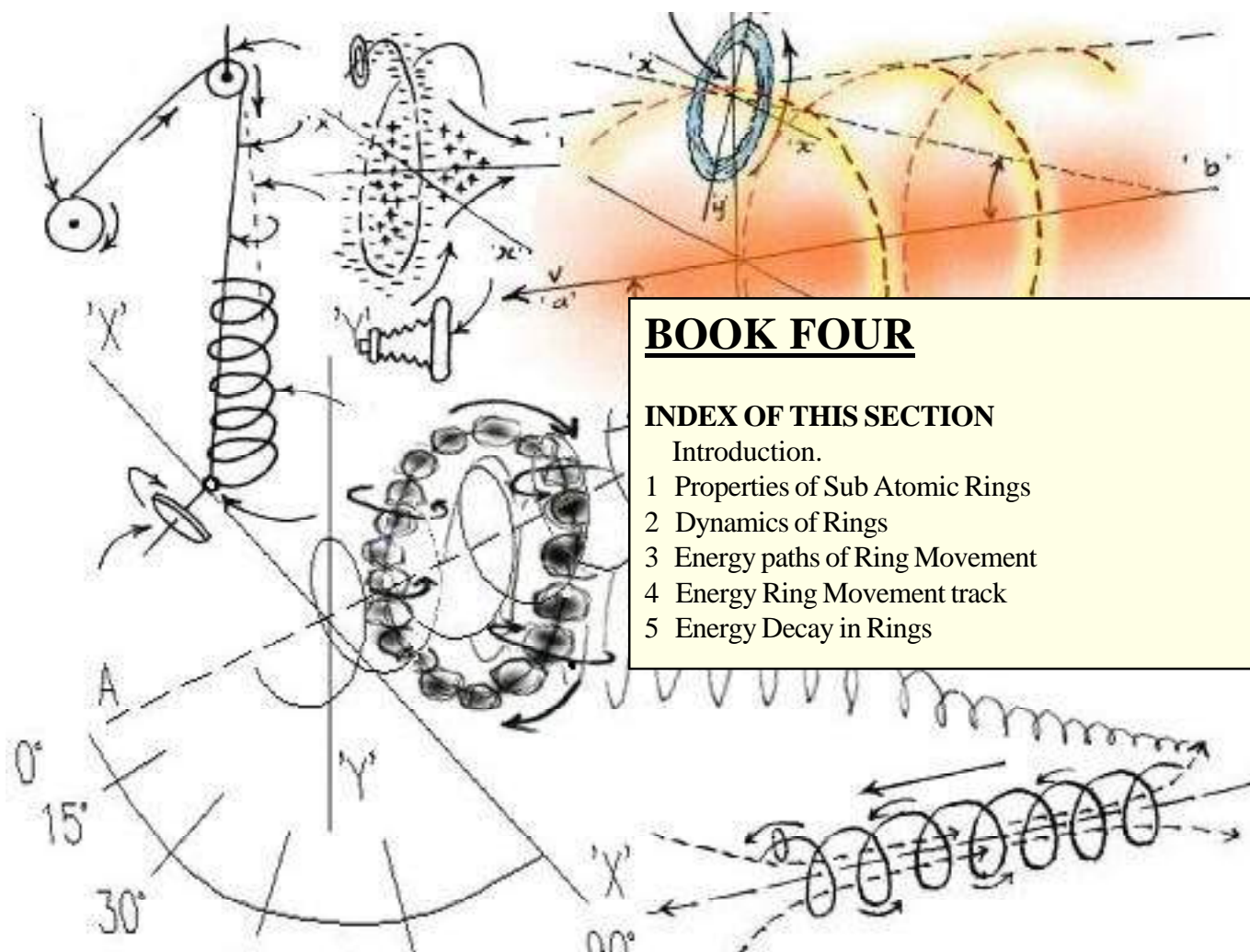


PROPERTIES OF SUB ATOMIC RINGS

In third book we saw how the single hydrogen atom gathers into clumps and within these clumps can be so compressed that they form graviton core to core bonds. In this way simple atoms build up into the whole range of basic primary elements from which everything else is made. The newly formed elements however need some mechanism to enable them to bond into molecules and make the next jump on to the evolutionary ladder.



BOOK FOUR

INDEX OF THIS SECTION

Introduction.

- 1 Properties of Sub Atomic Rings
- 2 Dynamics of Rings
- 3 Energy paths of Ring Movement
- 4 Energy Ring Movement track
- 5 Energy Decay in Rings

INTRODUCTION

These papers are about Sub Molecular Interface Bonding, which is an explanation of the mechanics of atomic formation, structure and linking. It looks at how sub atomic particles form into atoms, how simple atoms form large atoms and the way atoms bond together into molecules, the foundations of matter.

The papers have been split into sections or books primarily to keep the file sizes down to an acceptable level so people with slow internet access can easily download the files. It also means you can download just the parts you want. See **“Introduction and Full Project Index”** for full information.

Issue 1 - 20 Nov. 2015

PROPERTIES OF SUB ATOMIC RINGS

In third book we saw how the single hydrogen atom gathers into clumps and within these clumps can be so compressed that they form graviton core to core bonds. In this way simple atoms build up into the whole range of basic primary elements from which everything else is made.

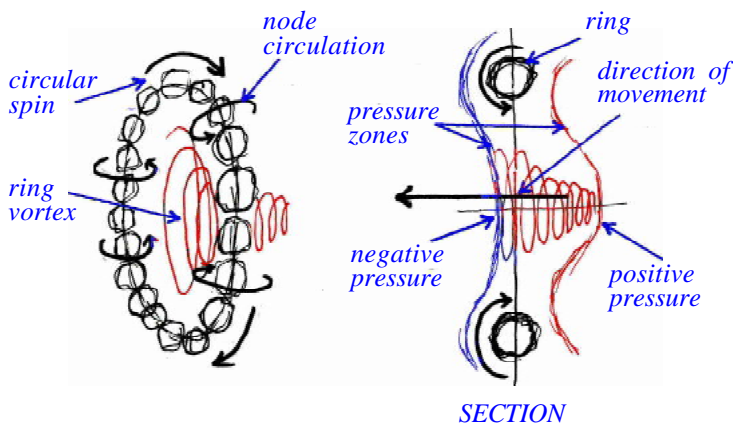
The newly formed atomic elements however need some mechanism to enable them to bond into molecules and make the next jump on to the evolutionary ladder. Something to allow atoms to essentially talk to each other. The thing that can do this is in fact the two dimensional sub atomic ring, the very thing that the atoms are made of. It is the dynamics of these sub atomic rings that make them the most interesting and most important part of the entire subatomic world. To understand this we must probe deeper into its various guises.



Sub Atomic Rings can come in many sizes from large fleeting very unstable units to small bullet rings. The majority however are somewhere in the middle range, and give or take a small a number of nodes are probably just slightly of similar to the gate ring on the hydrogen atom. It is impossible to measure them as they are two dimensional but we do see them in action. Rings are not a stable units, it are very dynamic, changing it properties very rapidly and suddenly. It is this very dynamic and that is the key to them being able to bind the universe together.

We saw in part two how in the prime cloud of energy these objects are formed. They are essentially a linked series of energy nodes that form onto a circular ring. The energy nodes within the ring give it a particular series of dynamics.

When the energy nodes are a cavitating disk of energy with a negative force on one face and positive one on the rear. When it comes into contact any external force the effect is to start the ring of energy rotating. This rotation gives the field inside the ring a gyroscopic force 'GF' in proportion to the speed of rotation, this causes a cavitation vortex within the pressure field inside the ring, increasing its energy potential.



The forces within a single sub atomic energy ring

These rings themselves are not a second dimension because they are made up of energy nodes like the strings. However because of the internal dynamics of the ring, a negative and positive force from front to back, this distance, front to back, is the second dimension, a real space dimension. This however is measured in time not distance.

All the energy quotients within the sub atomic field are measured in force so although the energy is said to pass from one to the other it is not energy but force that is passed. When the aura is mentioned in these fields and are illustrating the force effects with either a positive sign + or negative sign - we are not indicating a current but a negative or positive force of pressure. In most cases extremely small forces, yet very important ones.

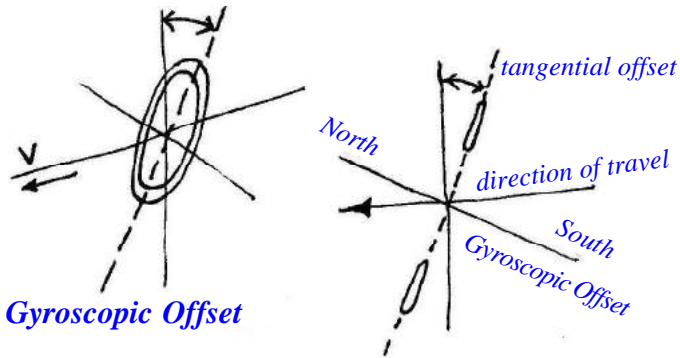
Now any force acting on the particle can only act on one of its two faces as it has no third dimension.

The difficult concept of circulation within a two dimensional particle can be more readily comprehended if the structure is not looked upon as being not a particle but a gravimetric profile.

The dynamics of the ring produce a force from the front face, where the nodes are rotating into, to the rear where the force is dissipated.

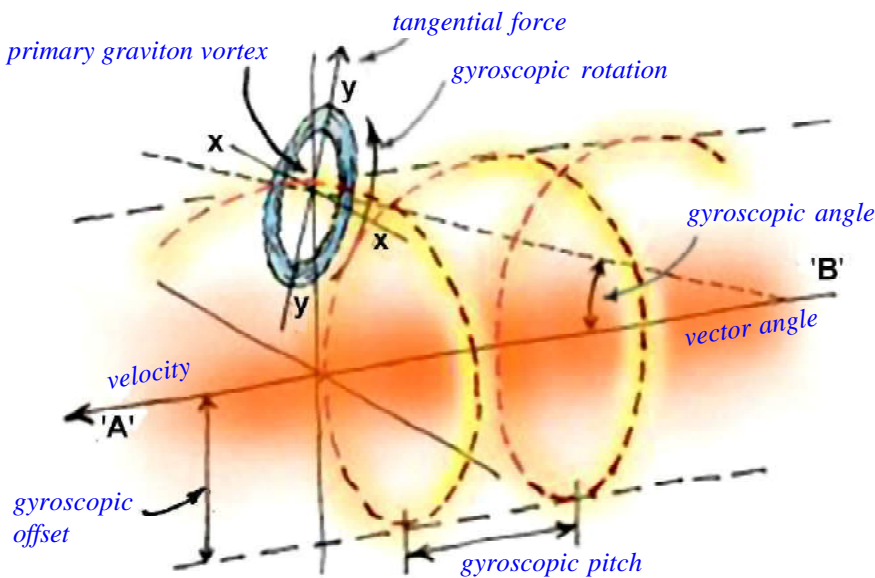
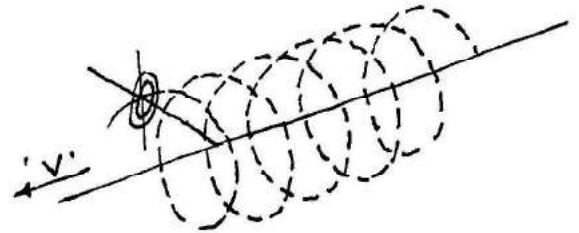
This produces a low pressure on the face of the ring and a high pressure area at the rear. The amount of force depends upon the size of the ring, but it makes them move forwards.

DYNAMICS OF RINGS



The reaction force which creates the Sub Atomic Particle rotating will not only start the rotation it will also force the axes of rotation away from the original path 'A - B' along vector 'V', the path as described in phase one. So the axes A-B (North South) through the rotating ring will be pushed away at an angle to the line of motion, vector 'V'.

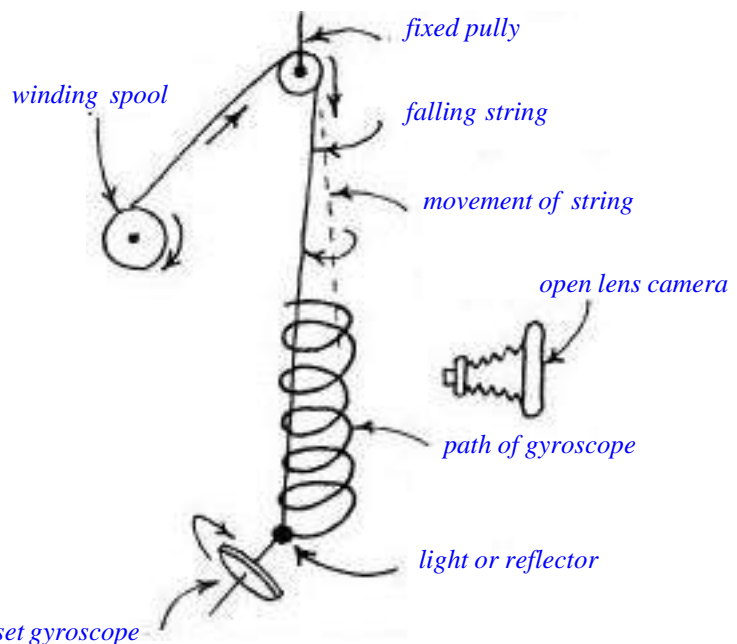
The rotating particle acts like a gyroscope trying to stabilize its position when moved by an external force. This new offset angle 'GOA' the Gyroscopic Offset Angle together with the gyroscopic force combine to make the particle disk scribe a circular path around the centre of its original vector path. These forces combine with the motion of the vector A-B and velocity 'V' to cause the particle to scribe a path forming a helix.



This rotating vector motion will continue until the spinning disk of the ring is interacted with so other kind of influence be it an atom another rotating ring on an intercepting line of movement or a greater density of environment.

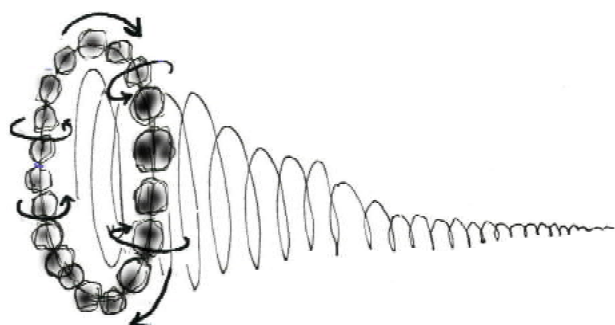
Any of these factors will cause the ring to change direction speed, angle or energy. Thus it can absorb or give out energy packets very rapidly even to the point of destruction.

A simple demonstration can be performed to illustrate this motion. A simple child's gyroscope is suspended from a piece of cord. At the junction between the gyroscope and cord we place a small light source. We spin the gyroscope and place it at an angle to the suspended cord. We then lower the cord at a constant rate, If the light is recorded in a darkened room on a camera with a plain open shutter, it will be seen that the path of the light will scribe a descending helix.



offset gyroscope

ENERGY PATHS OF RING MOVEMENT

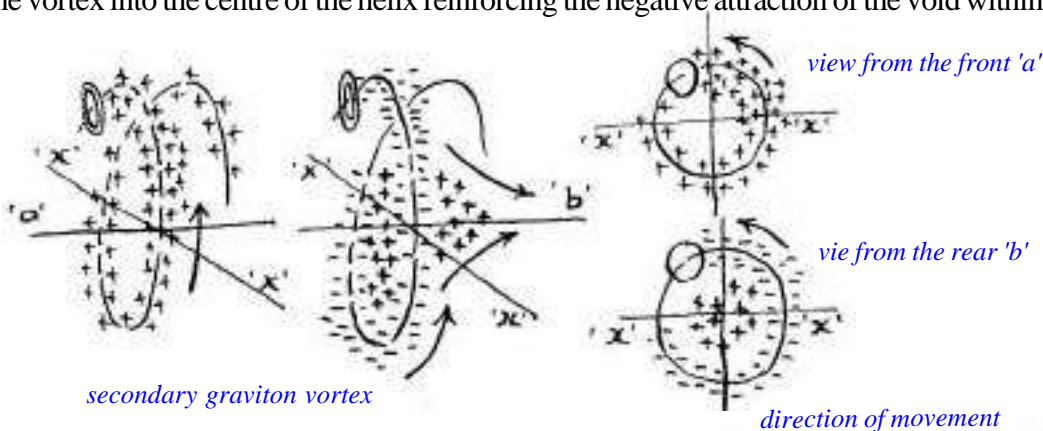


If we recall the original image of the energy ring we remember that it was a rotating entity with an inward positive pressure on the face and a negative pressure at the rear which was forming a shallow spiraling vortex.

Now the ring has a secondary motion the face pressure increases and vortex at the rear deepens and begins to stretch out.

The sub atomic ring is traveling on its gyroscopic path along the vector AB of motion and tracing out a helix.

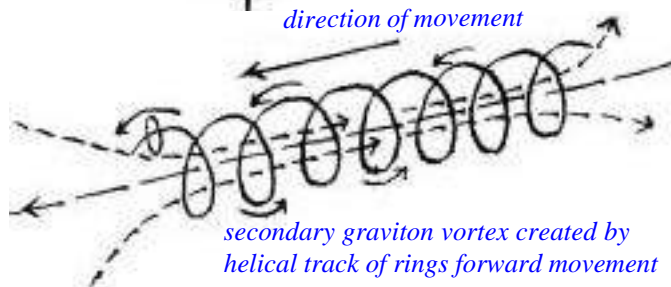
As it does so it is forming a graviton vortex along the vector of its path, AB. This is a separate vortex from the one produced by the ring itself. As the sub atomic ring is traveling forward its front face is producing a graviton wave in a circular motion. The rear face however is laying down a negation vortex force which stretches out and attracted by the vortex into the centre of the helix reinforcing the negative attraction of the void within the helix.



secondary graviton vortex

direction of movement

This graviton vortex soon dissipates unless other forces add energy to it. Its importance is the potential as a channel or duct through which primary energy nodes can be dragged and directed.

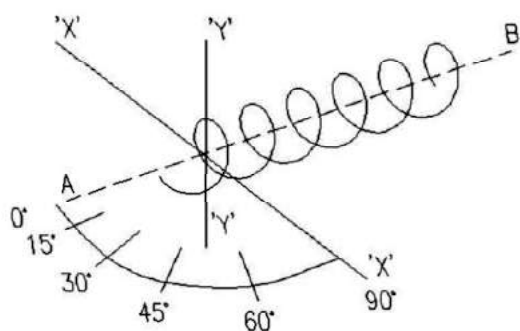


secondary graviton vortex created by helical track of rings forward movement

the vortex value is determined by the speed and amplitude of the sub atomic ring.

If we look at the path of this Sub Atomic Interface Particle in detail we begin to see some interesting things. This is not some foreign particle we know nothing about it is in fact part of some observations we have already identified.

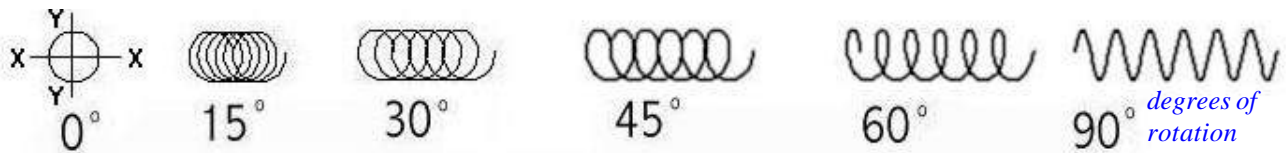
First let us look at the path of the particle taken from a point in front of the particle along the AB vector V line. From this point we can see the particle moving round in a circle because of its gyroscopic spin. Here we can place the imaginary X and Y horizons through the center of the circle.



If now we move away from the central axes AB along the positive side of the X horizon to a position 15 degrees to this side of the AB vector line we begin to see the gyroscopic track of the particle as a series of overlapping circles. The motion of the particle would be seen as a series of forward and backward movements.


If we change our position again to a 30 degree angle this movement becomes a series of loops joined at the bottom, the particle having a long movement forward and a small movement back as it rises and falls along its track.

ENERGY RING MOVEMENT TRACK



The appearance of the helix track as seen from different positions

As we move further out around the arc at a greater angle to the AB vector line, the loops of the movement gradually get less pronounced and eventually become points at the top of the particles vertical movement. When we move further around the angle from vector line AB the points begin to smooth out and the vertical motion of the particle starts to become a regular movement. When the angle to the vector becomes 90 degrees we see a familiar track, the particle is moving along a regular sine wave.

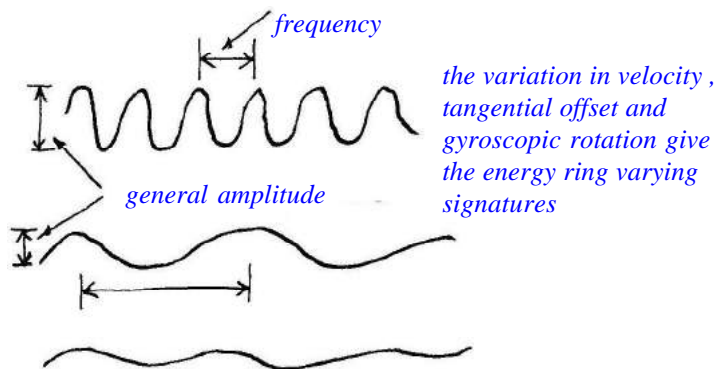


Although seeing the energy ring from this position it has all the appearance of moving in a wave pattern, we must not forget it is still moving in a spiral motion. This sine wave is in fact three dimensional motion.

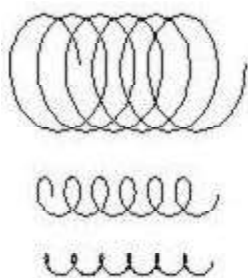
The energy ring as it is moving along its trajectory, is also moving towards us and away from us as well as up and down. The forward slope of the sine wave is moving towards us and the backward slope moving away. The depth of this movement is equal to the amplitude of the sine wave.

This sine wave can be measured in amplitude (the height of the wave) in frequency (the distance between crests of the wave) and megahertz (the number of waves that pass a given point in a set time)

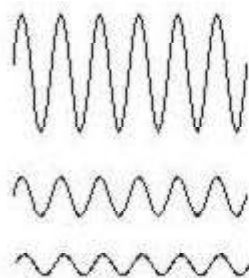
The wave pattern is generally called the electro magnetic spectrum but it should be correctly called the graviton spectrum is more complex than can be described by the simple wave pattern.




The forces behind the appearance of this wave are the multiple forces of the sub atomic interface particle, a full description of which must take into account all the factors of the particle creating this pattern, which is it must be remembered this is a full three dimensional movement. Even the simplest change in any one parameter will effect how the particles behave.



Energy rings with the same velocity but smaller gyroscopic offset



Energy rings with the same gyroscopic offset but higher velocity



Energy rings with only a change in the vector speed

ENERGY DECAY IN RINGS

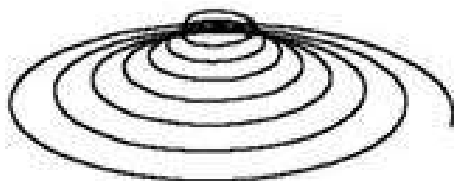
The Energy rings will only remain in a steady state while they have the energy to do so. Given contact with other energy forces it can speed up, slow down or change harmonic. These changes in harmonic only happen at the moment of change and cause the particles path to speed up slow down or spin into or out of a vortex shell spiral.

The forces that can act on the motion of a particle are :-

- (a) Forward motion.
- (b) Forward acceleration.
- (c) Forward deceleration.
- (d) Gyroscopic offset.
- (e) Gyroscopic acceleration.
- (f) Gyroscopic deceleration

The effects of acceleration and deceleration on vector, gyroscopic and angular motion are dramatic, but we will not look at them here in any detail as it will complicate things at this stage a bit too much.

Changes in these factors have a destructive effect on the energy ring and are all boundary affects at the interface point of reaction near the edges of sub atomic interface bonding. Some of these effects are shown below. These are most readily seen in collision experiments in bubble chambers



gyroscopic offset and vector acceleration



effect of gyroscopic deceleration



acceleration effect on vector



acceleration gyroscopic offset

The sub atomic energy rings prime role in atomic interface bonding is the conveying of energy, either accepting energy as a boost or loosing it is a break.


The basic thing to understand about these sub atomic energy rings is that they are dynamic and changing properties as they move into and out of contact with other forces. It can gain energy and lose energy to and from other forces it comes into contact with, after all they are made up of energy nodes. It is this property that makes the sub atomic energy rings so important in the structure of matter as well as being important to all the spaces between matter.

The forces described above can be seen in an area of what we recognize as the electro magnetic spectrum which is simply a small part of the graviton spectrum. However we must still bare in mind the properties of the sub atomic energy ring making this signature, only by remembering all the properties involved in this we can begin to understand this gravimetric spectrum and how sub atomic interface bonding works.

All the forces as described here about sub atomic energy rings come in to play when we look at how these rings join atoms together to form molecules in the next section, section five, of these papers.

END OF SECTION FOUR

The Author



I suppose this study started along time ago when I was a very small boy playing with a magnets. It was simple curiosity “How do magnets work”. What was this force pushing against each other when you put two north poles together, an invisible force but a very real one. I did not suddenly realise I had a life’s mission, yet somewhere at the back of my mind there was small box where I would store interesting nuggets of information.

It would take a long time to answer that small boys question. The cold war raged and men were going into space, there was the promise of free atomic energy and the discovery of more atoms than letters of the alphabet. I turned into a nerd, all my mates had girl friends, I had a rocket and a microscope.

I had not set out to produce a project such as this, its evolution has been strange and far from constant. Always however somewhere hiding away in the back of the mind was this small boy ready to pounce on any nugget of information relevant to his quest. Men stood on the moon, the cold war collapsed along with the Berlin Wall and probes were sent to all the planets in the solar system.

Then quite out the blue one day, that small box at the back of my mind opened, It was like a giant jigsaw and the picture began to emerge. It started to make sense.

That day was in 1979 and this is the fourth and I hope the last update. Where I think most of that little boys questions have been answered.


Anthony James Kemp. Dec 2015

CONTACT AND QUESTIONS

Questions and Contact with the author can be made through this website page :-

“ <https://sites.google.com/site/halosadmail/> ”

Where there are E-mail, Twitter and Facebook links which can be used depending on the length or type of contact you wish to make. Note all the contact links go through a third party to filter out none relevant questions, spam or trolls etc.



DISTRIBUTION

These papers are free to download, use and distribute freely. The contents can be referred to and copied as long as due reference is made to the Author. The original documents can not be altered or changed in any way.

Last edit 28-12-15