


## SUB MOLECULAR INTERFACE BONDING

We have looked at the basic Sub Atomic Energy Rings and at how this particle combines to form the simple then complex Atoms but to be of any use these Atoms have to build, combine and react with each other to form molecules.

For atoms to do this we must have a mechanism that will allow them to react with each other without destroying their internal structure. This process is at the heart of Sub Atomic Interface Bonding and to understand it we must begin by looking at the first part of the process, the initial Sub Atomic Interfacing.



### BOOK FIVE

#### INDEX OF THIS SECTION

Introduction.

- 1 Sub Atomic Interface Bonding
- 2 Sub Atomic Interface
- 3 Atom to Atom Bonding
- 4 Forces Between Core Bonding

### INTRODUCTION

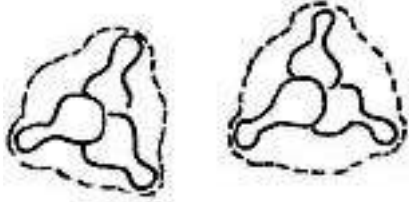
These papers are about Sub Molecular Interface Bonding, which is an explanation of the mechanics of atomic formation, structure and linking. It looks at how sub atomic particles form into atoms, how simple atoms form large atoms and the way atoms bond together into molecules, the foundations of matter.

The papers have been split into sections or books primarily to keep the file sizes down to an acceptable level so people with slow internet access can easily download the files. It also means you can download just the parts you want. See **“Introduction and Full Project Index”** for full information.

Issue 1 - 20 Nov. 2015

# SUB MOLECULAR INTERFACE BONDING

We have looked at the basic Sub Atomic Energy Rings and at how this particle combines to form the simple then complex Atoms but to be of any use these Atoms have to build, combine and react with each other to form molecules. For atoms to do this we must have a mechanism that will allow them to react with each other without destroying their internal structure. This process is at the heart of Sub Atomic Interface Bonding and to understand it we must begin by looking at the first part of the process, the initial Sub Atomic Interfacing.



We have seen in the previous chapters how atoms build up in complexity by absorbing energy from surrounding fields of sub particle energy. Atoms absorb energy until they build a graviton attraction strong enough to attract a core to core bonding.

Energy is put into the atoms by sub atomic energy nodes and energy rings. These provide a mechanism which can provide energy to an atom and also take energy away from an atom.

It is sub atomic energy rings that provide a key to understanding atomic bonding and the processes behind the mechanics of its operation.

Atoms combine by being energy rich but this process cannot simply continue indefinitely or we would have atoms the size of planets. There is a natural limit to the size atoms can reach and this is determined by the basic building block of atoms, the single spike the one mass unit, hydrogen. The length of the negation end of this spike puts a limit onto the outer extent of any atom. An atom can absorb energy and expand only while the core gate can travel down the negation spike of the super ring, if the atom was to expand beyond this limit the graviton gate would be pushed off the negation spike altogether and the atom would explode dissipating all its energy back into sub particle space.

*atom in normal energy state*

*high energy stretches the tail end of the super ring pushing the gate ring to its limit*

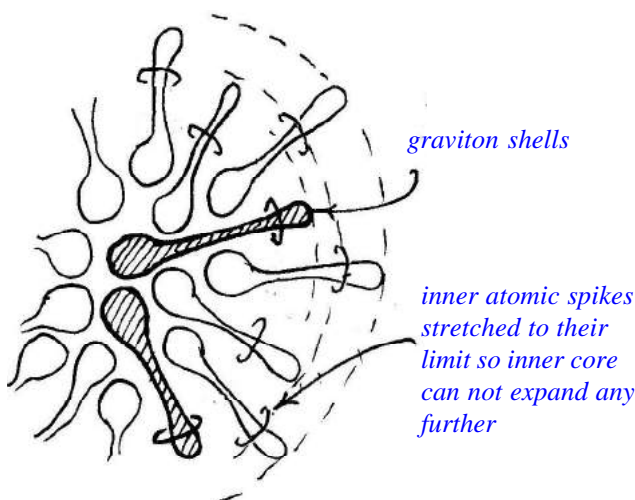


This limit on atom size means that we can only have a maximum number of stable atoms in their natural state.

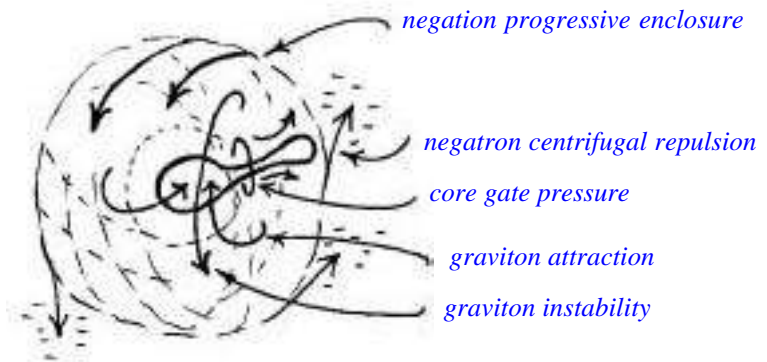
To build up further into more complex solid matter atoms must have another mechanism so they may attach together and form into larger units, we identify as molecules.

We still must remember we only have three basic building blocks in our 'make it your self' universe kit. The first is the primary energy node, the second sub atomic rings and the third the primary atom (hydrogen) itself, a three dimensional unit in continuous conflict with itself.

These units provide us with all the kit we need we need, the prime atom a multi variable sub atomic ring, and an infinite supply of energy. These join in a continuous dance providing us with all the substance we see around us.



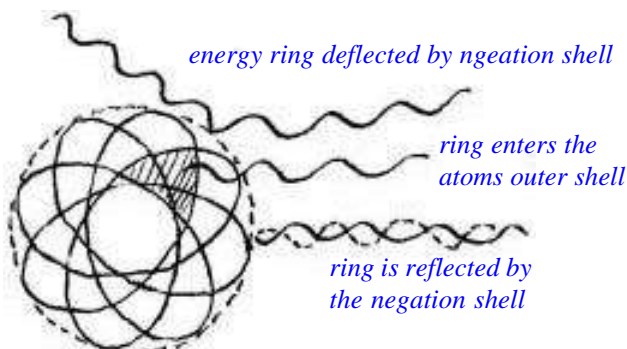
The atom is a rotating bundle of forces all reacting with each other and trying essentially to untie itself and get back to its natural neutral state of pure energy. It is the momentum of the forces within the atom that give it the essence of solid matter. At the center of the atom is a graviton well that gives it pull, on the perimeter is the negation sweep of the tail that gives it push, its offset forces give it rotation and therefore mass. It is all these effects at give that atom substance.



## SUB ATOMIC INTERFACE

The simple atom moving randomly in space and sub atomic energy rings moving on their helical path will at some point make contact with each other. Here we must think of space not as an empty void but more like a soup with atoms floating in it. This soup being comprised of vast clouds of energy nodes mixed up with energy rings and strings and atoms. The atoms within this soup will be continually bombarded with sub atomic rings form all directions.

We have seen how the sub atomic particle can pass energy into and take energy out of the atom but now we must look at this transfer of energy in much more detail. The sub atomic particles and atoms interact to form a harmonic relationship that allow a shared energy profile that provides a mechanism for the creation of molecules.



On making contact with the atom the sub atomic energy ring one of three things happen.  
(A) First it can be deflected by the negation force of the rotating shell and simply change course.

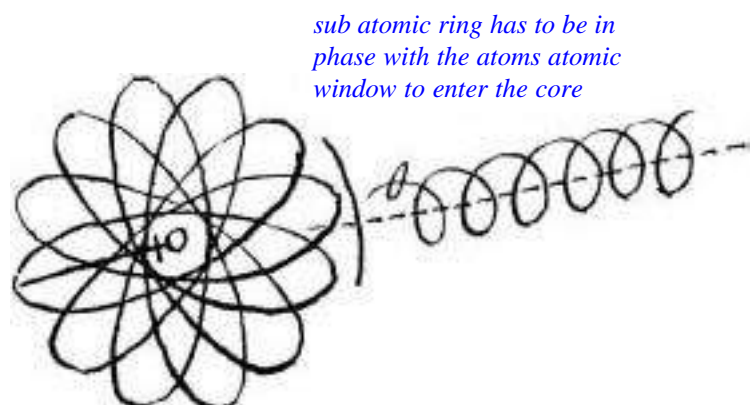
(B) Secondly it can simply be repelled by the negation force of the shell and just bounce off.

(C) Thirdly it can enter through the outer rotating shell the atom and penetrate in toward the graviton gate where it will be drawn into the graviton field at the core of the atom.

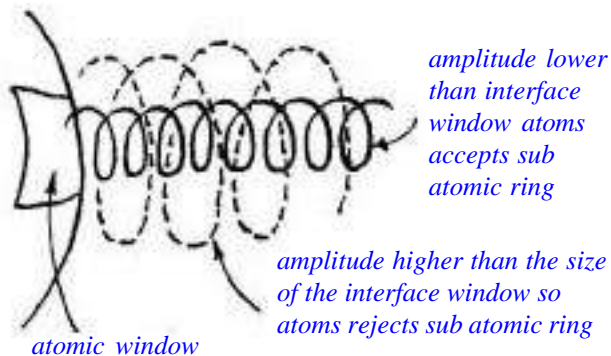
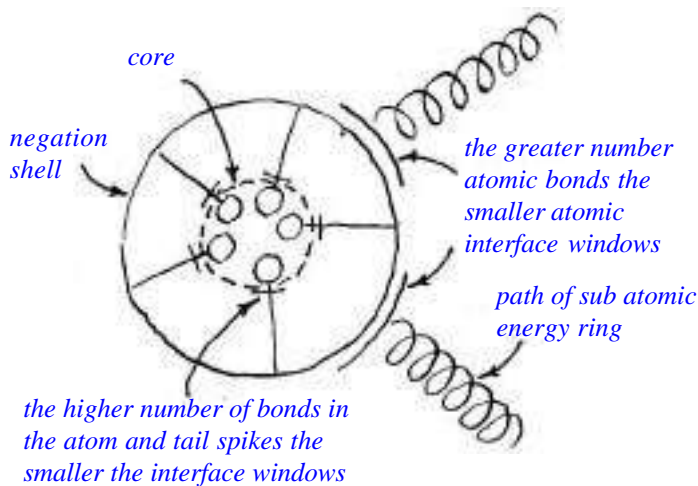
The first two options above simply send the sub atomic energy ring off into the void again, albeit on a different vector with slightly altered frequency.

It is the third option that gives us an action and reaction that provides us with a mechanism that leads to the building of atoms into molecules.

The way the sub atomic energy ring makes contact with the atom determines whether or not it can penetrate the outer shell. A particle can only break through the outer negation barrier at a weak point, a hypothetical window in the negation shall.

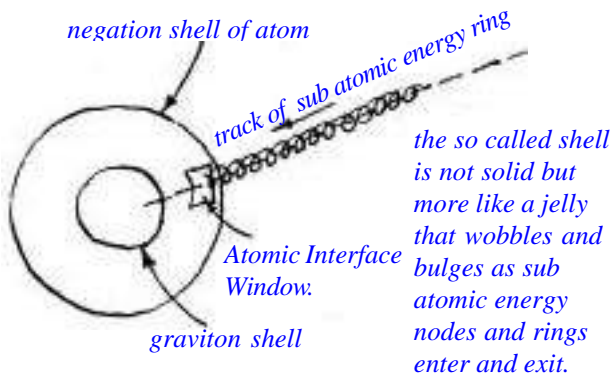


In the simplest atom with only one negation end and a simple single core element, the negation force is weakest at the point on the hypothetical shell directly opposite the point of the negation spike. The larger atoms with many spikes have smaller and more variable weak points on their hypothetical shell. This weak point on the shell is the point at which the sub atomic ring has the chance to enter the hypothetical shell of the outer boundary of the atom, this venerable point is the **Atomic Interface Window**.



It is at this Atomic Window that the sub atomic energy ring has the opportunity to interface with the atom. To do this the interface particle has to be within the **Harmonic Range** of the window.

As the parameters of the sub atomic energy ring can vary enormously it follows that the larger the Atomic Interface Window is, the greater range of sub atomic energy rings the atom will allow to pass within.

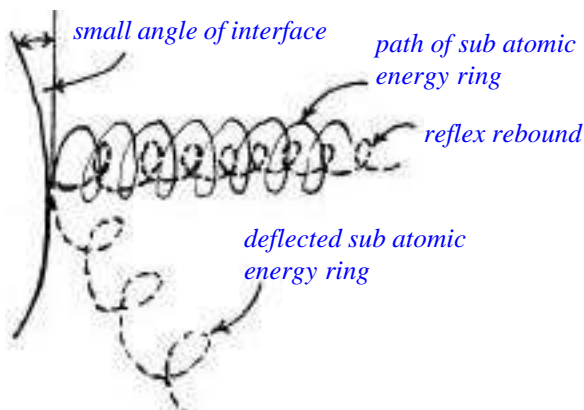



Now when a sub atomic energy ring comes within the vicinity of an atom it will interface first with the negation forces of the outer shell.

If the angle of interface is outside an predetermined no entry will take place. angle, in other words if the angle of the sub atomic energy ring strikes the outer shell at a too shallower angle it will be like a stone skimming the surface of a pond and will skim away having no further interface with the element.

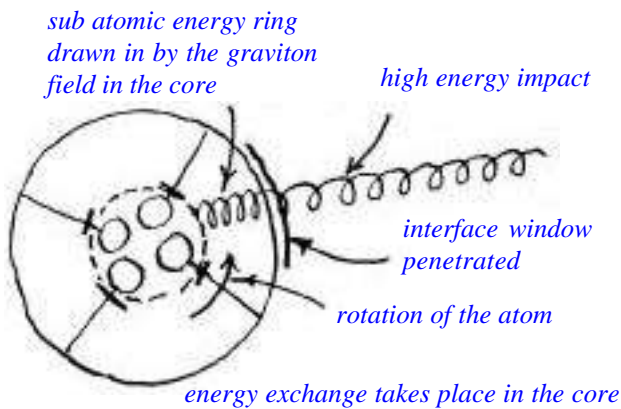
This angle is measured as the tangent of the particles gyroscopic offset angle at the point of contact. This is the situation 'A' where the sub atomic energy ring will exchange energy with the atom and change its harmonic relative to the energy loss or gain. In this instance the gain or loss of energy is only small.

angle of interface



If the incidence angle of the sub atomic energy ring is too high the sub atomic particle will simply be reflected back being unable to penetrate the negation shell of the atom because of the repellent negatron forces. This is situation 'B' where the energy ring will invert its trajectory. Although an exchange of energy takes place, the resulting harmonic is different from the situation in 'A'.

Between these two extremes however there is the atomic interface window where the harmonic of the sub atomic energy ring matches the conditions of the interface window. Within this band the sub atomic energy ring can penetrate the shell of the atom and enter into the dynamic graviton field within the internal structure of the atom.



The sub atomic energy ring will be traveling considerably faster than the rotating atomic spikes of the atom and will act like a whip on a top, imparting vector energy into the graviton core which in effect adds energy to keep the graviton field of the atom in motion and stable.

If the graviton field does not keep on obtaining this input of energy it will dissipate and eventually collapse. The sub atomic energy ring pumps the atom with energy but all this energy cannot stay within the atom or it will explode.

The energy within the atom is held by expanding the graviton core which pushes against the graviton gate, as described in the previous section, but here we have the sub atomic energy ring trapped within the graviton core of the atom and under pressure from the graviton gate.

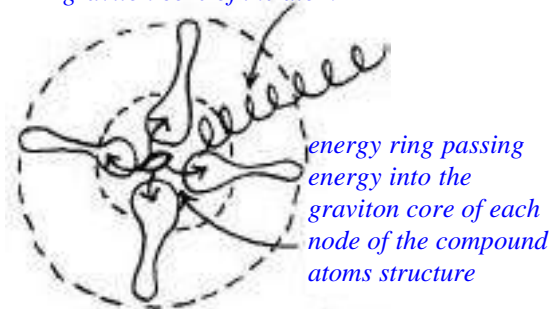
The graviton gate acts like a spring and eventually pushes back to expel the sub atomic energy ring.

The particle will exit through an **Atomic Exit** window. It will exit however with different characteristics from those it had when it entered. This will be an imprint of the atoms core harmonic.

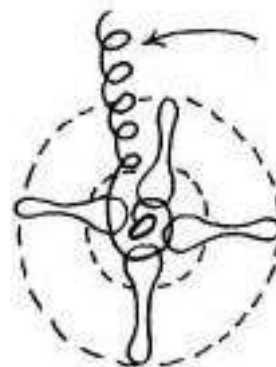
It will have given up energy from its original entry harmonic but by changing harmonic will have accepted the energy characteristics from the graviton core. The sub atomic energy ring will then exit, through the exit window in the negation field of the atom. On exit it will carry away with it some of the energy stored up in the core.

When the sub atomic energy ring leaves the atom it is carrying with it information from the atom it has just left. Carrying this information it will return to stage one and either interact with the next atom it meets or bounce off it.

*sub atomic energy ring entering the graviton core of the atom*



*sub atomic energy ring arrives the atom carrying the harmonic signature of the atom*



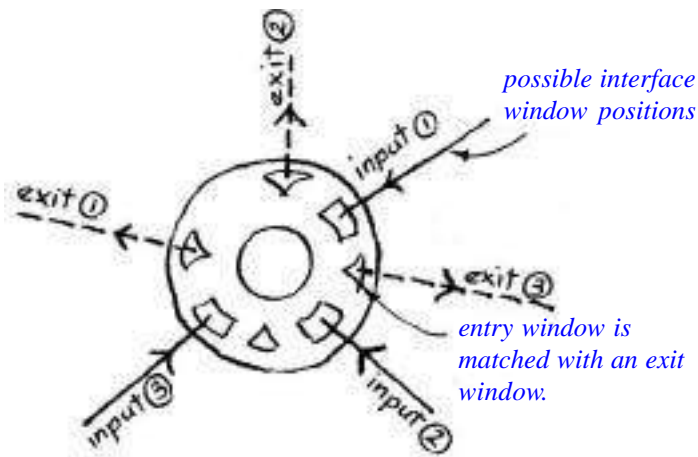
*altered sub atomic energy ring ready to interact with another atom*



The information carried by the sub atomic energy ring when leaving the atom is a copy of the harmonic of the atom in the form of pitch, amplitude, offset angle and speed.

This information unique to each type of atom as is the pattern of interface windows on the external negation shell.

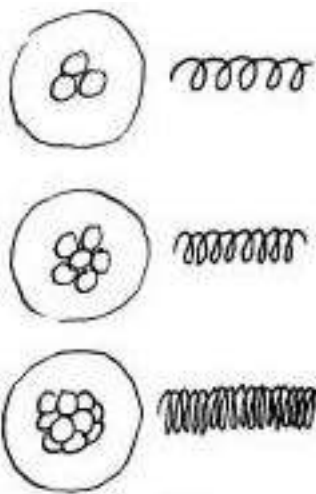
The sub atomic energy ring having interfaced with the atom is ejected from the through the atomic exit window, the position of this exit window is closer to the negation spike than the entry window as the interface particle is now being repelled by the negation and the centrifugal forces and not the pull of the graviton force. The position of this exit window is relative to the entry window by a constant angle in any individual atom, this angle is the **Atomic Reflex Angle**. In large atoms there may be many interface and exit windows but each windows relationship with the atomic reflex angle will remain constant.



When the sub atomic energy ring leaves an atom it is carrying with it the harmonic signature of that atom. When it then comes into contact with another atom it will only enter this atom if the harmonics of the particle are within the parameter range of the new atoms interface window.

It is effectively saying , “Hi guess where I’ve been want to play” this is because the sub atomic energy ring is carrying an imprint of information about the atom it has just left.

The new atom is receiving information about who the neighbor is from the harmonic bedded within the sub atomic energy ring. So the new atom can tell what the nearby atom is and in what direction it is. The atoms are not talking to each other but they are passing on information about them selves. This information is important because the next stage of bonding requires the atom to know who their neighbors are.



*atoms each have their own harmonic which they pass on to the sub atomic energy ring as it leaves the core interface. This harmonic identifies which atom the sub atomic energy ring has just left.*

The interface described here is the condition where a sub atomic energy ring has an interface with an atom at a harmonic range sympathetic with both the sub atomic energy ring and to the atom. This harmonic has both a top and bottom range between which interface can take place.

This means that where a harmonic is near the top of the range, as well as at the bottom of this range where an interface can just squeeze in. In the middle of this range it is in perfect harmonic and will have a perfect interface.

Where the sub atomic energy rings are much higher or lower than this ideal atomic range, the particles will just skim around or off the atom. In the very high energy ranges of the sub atomic energy ring, the energy levels are such that a particle will simply pass straight through the atom as if it were not there.

Even within the limited range of interface at the atomic level there exist an vast range of possible interactions between atoms and sub atomic energy rings. It is the passage of these particles from atom to atom that allow them to combine in complex linked matrix and thus into complex molecules.

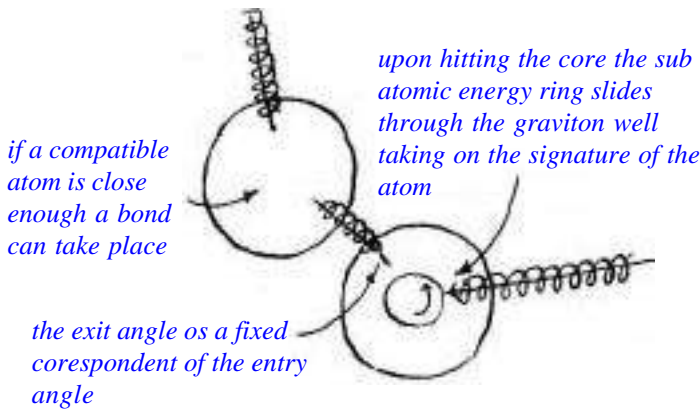
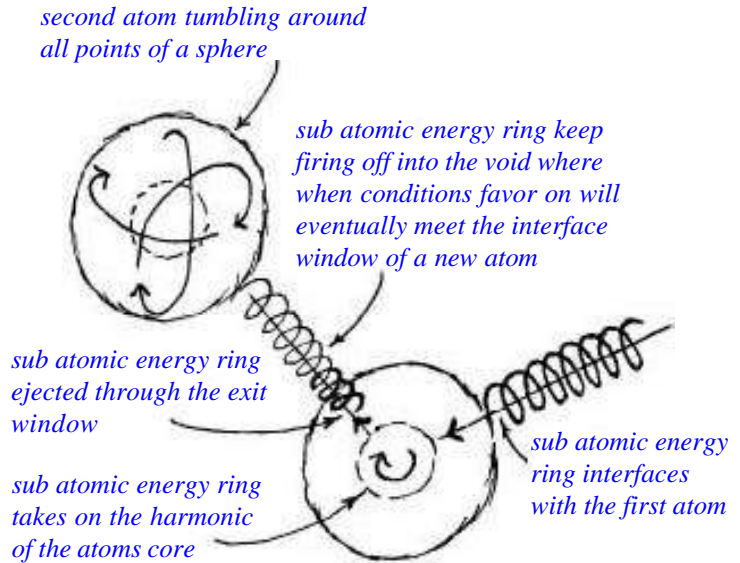
This is this process at the heart of Sub Atomic Interface Bonding.

# ATOM TO ATOM BONDING

The sub atomic interfacing described in the previous section shows how the sub atomic energy rings react with the shell and core of individual atoms to exchange energies and harmonics. We have also seen how small atoms can combine into larger units, here we will look at the combining mechanisms that allow atoms to bind together to form molecules and implications behind this process.

We will start by looking at a fairly complex atom. We have a sub atomic energy ring that enters the atom through the atomic window then leaves again through its atomic exit window, all this as described in the previous section,. On leaving the atom the sub atomic energy ring carries with it the harmonic signature of this first atom.

This entering and exit of sub atomic particles, although random, is continuously happening, with sub atomic particles leaving the atom continuously and being pushed out onto the surrounding space.

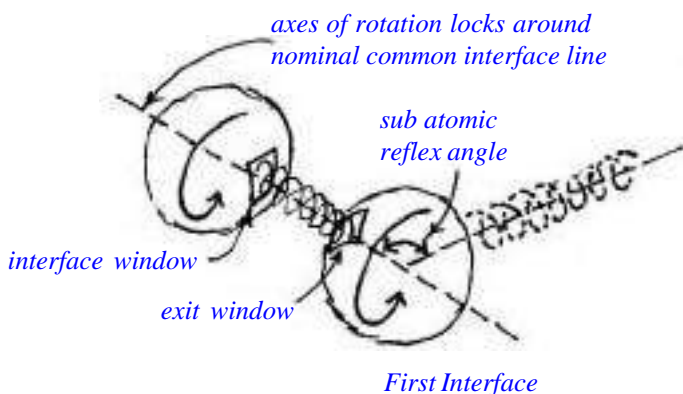


These sub atomic energy rings then react with other atoms, some skim off these other atoms, or bounce back off them, some will inevitably come into contact with the atomic interface window of a compatible atom.

When this happens a series of events takes place. The results of which depend upon various compatibility factors of the new secondary atom.

These conditions include, its internal energy levels, gravimetric pressures and the external environment. All these factors play a part in how the atoms react.

These conditions will be detailed later but for now we can assume that the sub atomic energy ring having left the first atom is compatible with the second atom and will enter its atomic window.




## THE ATOMIC INTERFACE

At this moment of interface four things happen.

- a) The particles will momentarily lock onto this alignment, the entry window of the new atom to the exit window of the old atom, the respective interface windows.

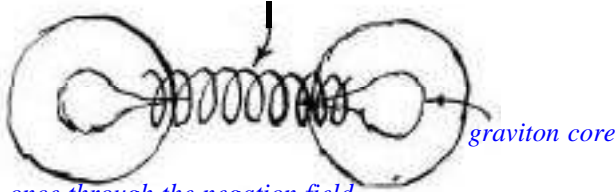
*atoms pulled together by vortex of the sub atomic energy ring*



*negation field of atoms weakest at window interface points*

b) The atoms will be drawn together by the graviton vortex generated within the center of the sub atomic interface particles rotating track.


*sub atomic energy ring vortex attracts graviton vortex of core*



*once through the negation field graviton vortex accelerates*

c) An interface channel is opened between core of each of the two interfacing atoms, this opens down the center of the vortex cavitation of the sub atomic interface particle

*graviton pulse travels down the energy rings vortex channel*



*the core signature harmonic changes after core to core bond take place*

d) This interface channel allows a graviton pulse to travel between the two graviton cores of the linking atoms.

All this happens in a split part of a nano second of time and in this moment the reaction of the two atoms is determined. What happens next depends upon the condition of both the atoms and the environment the atoms interface.

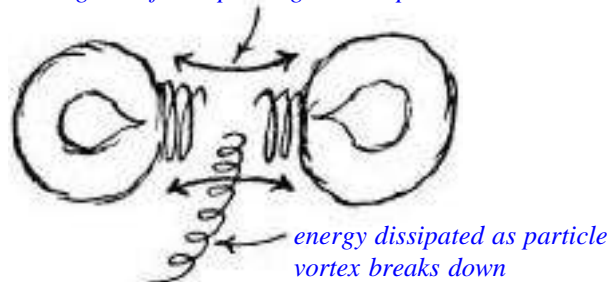
If the atoms are physically too far apart, the attraction force of the vortex, made by the sub atomic energy ring, will be too weak. This will not be enough to pull the atoms close enough together for them to establish any kind of bond. Under these conditions the atoms will simply wobble under contact by the interface then stabilise.

If a vortex channel is established and the atoms are able to form a close connection, then the forces within each of the atoms react with each other. Depending upon the energy state of each one of these connecting atoms a graviton pulse will begin to be pulled down the sub atomic vortex channel.

If the combined negation force of the of both the atoms shells is greater than the strength of the graviton pulse no permanent bond will take place.

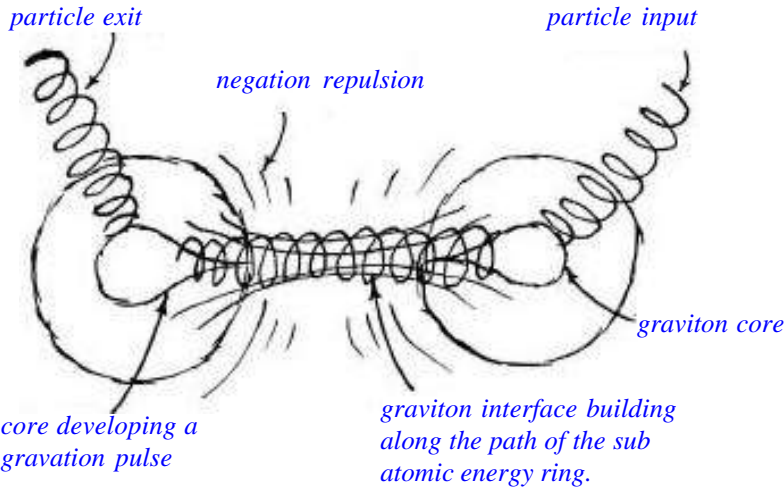
If this happens a break will take place and the vortex will collapse, the remaining energy will dissipate into the surrounding space.

*negation fields pushing atoms apart*



*energy dissipated as particle vortex breaks down*

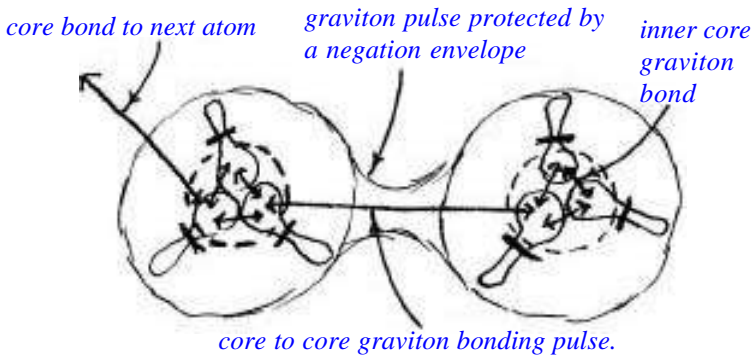




However if the graviton pulse is stronger than the negation force within the atoms they can be held together side by side with this graviton connection.

In this condition the graviton bond, the continuous alternating graviton impulse transmitted down the sub atomic interface connection, is equalized by the repulsion of the combined force of the negation shells of the atoms.

Here, where the two forces are close or equal, the bond is maintained and the atoms become locked together in a graviton bond. Here we can see the similarity with core bonding, an oscillating graviton bond holding two atoms together.

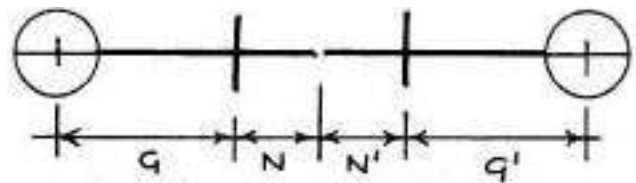


The strength of the bond depends on the relationship between the repelling force of the combined negation fields and the attractive pull of the graviton force. Even in a strong bond this bond is weaker than the internal core bond because of the distance involved. Similarly a single bond is easily broken.

So the same type of conditions apply to that of core bonding. An atom will have to make a minimum of three cross bonds if it is to form a truly stable molecule. The pattern of these connections and the strength of the core energy determine how stable the molecule is.

## FORCES BETWEEN CORE TO CORE BONDING

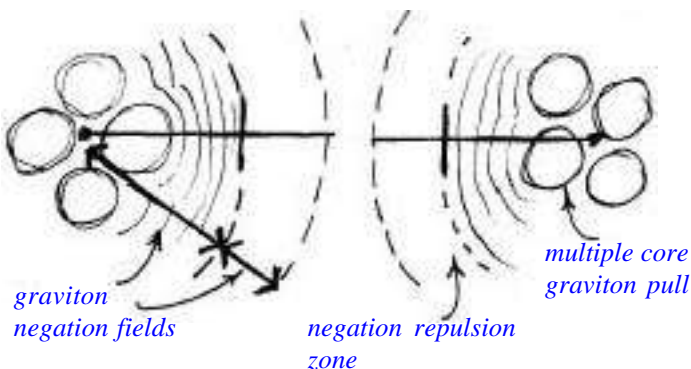
To understand these forces we have to go back to the basic force diagram we used in the core bonding process. The balance between repulsion and attraction and the attraction having to be in the ascendent for a bond to form.



When the sum  $G + G' > N + N'$  graviton bonding can take place

But here there are additional factors.

First we have the effect of multiple core attraction, the attractive force of a large atom increases with the additional core bodies, although not as a simple multiple.




As the core size increases its attraction by a factor of the number of core bodies, so the negative force also increases by a factor, here though the increases negative force is spread out over the whole area of the hypothetical shell.

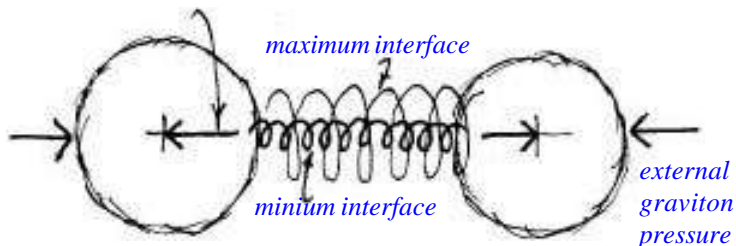
The second additional factor affecting atomic bonding is distance. This is the distance core centre to core centre, which can be simply be the width of two atoms side by side or many hundreds of kilometers. The chances of making a bond decrease with distance.

*closer negation spikes increase repulsion*

*collective negation forces*

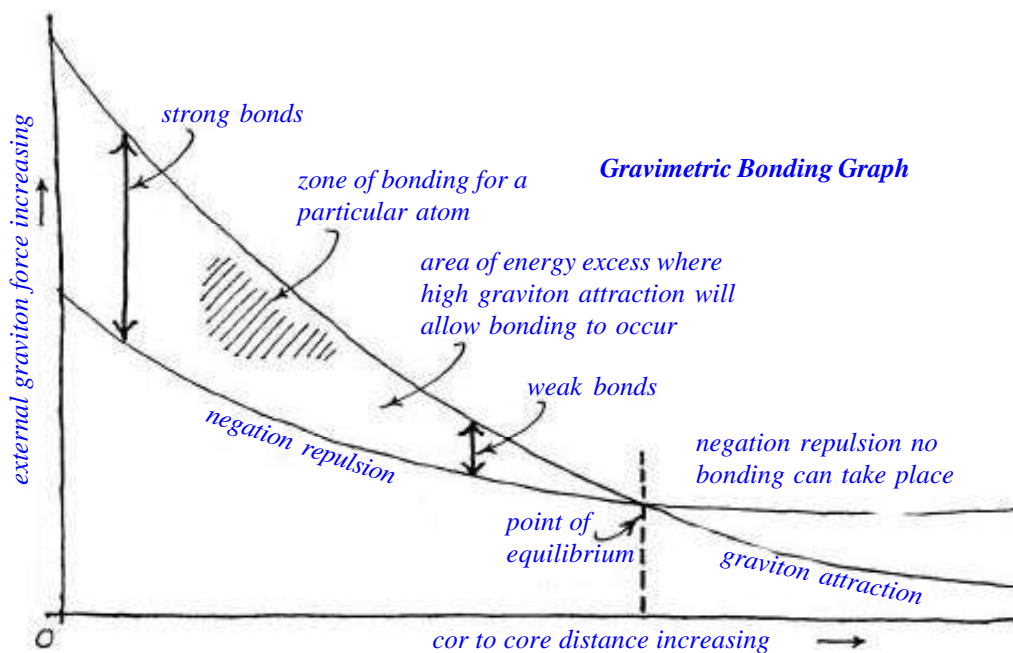


*core to core distance*



The third element is gravimetric pressure. Although this is tied up with the initial bonding process of energy supplied to the core of atom its significance increases as the pressures build up enabling bonds that would not take place even in high energy environments.

All theses factors affecting the bonding between atoms can be plotted as a graph with full core bonding at one end of the scale and no bonding at the other. Between these two extremes is a range of bonding that varies in strength depending upon the combination of graviton negation bonds. This type of field chart can be used to determine the comparative strengths for different bonds.




The variables involved in these processes are complex and not easily pinned down to a point on a chart, rather they will be fixed in a area of probability.

This complexity can be seen in such processes where two atoms will only bond in the presence of a third apparently unrelated atom. We will see details in a later chapter.

## END OF SECTION FIVE

## The Author



I suppose this study started along time ago when I was a very small boy playing with a magnets. It was simple curiosity “How do magnets work”. What was this force pushing against each other when you put two north poles together, an invisible force but a very real one. I did not suddenly realise I had a life’s mission, yet somewhere at the back of my mind there was small box where I would store interesting nuggets of information.

It would take a long time to answer that small boys question. The cold war raged and men were going into space, there was the promise of free atomic energy and the discovery of more atoms than letters of the alphabet. I turned into a nerd, all my mates had girl friends, I had a rocket and a microscope.

I had not set out to produce a project such as this, its evolution has been strange and far from constant. Always however somewhere hiding away in the back of the mind was this small boy ready to pounce on any nugget of information relevant to his quest. Men stood on the moon, the cold war collapsed along with the Berlin Wall and probes were sent to all the planets in the solar system.

Then quite out the blue one day, that small box at the back of my mind opened, It was like a giant jigsaw and the picture began to emerge. It started to make sense.

That day was in 1979 and this is the fourth and I hope the last update. Where I think most of that little boys questions have been answered.


Anthony James Kemp. Dec 2015

## CONTACT AND QUESTIONS

Questions and Contact with the author can be made through this website page :-

“ <https://sites.google.com/site/halosadmail/> ”

Where there are E-mail, Twitter and Facebook links which can be used depending on the length or type of contact you wish to make. Note all the contact links go through a third party to filter out none relevant questions, spam or trolls etc.



## DISTRIBUTION

These papers are free to download, use and distribute freely. The contents can be referred to and copied as long as due reference is made to the Author. The original documents can not be altered or changed in any way.

Last edit 28-12-15