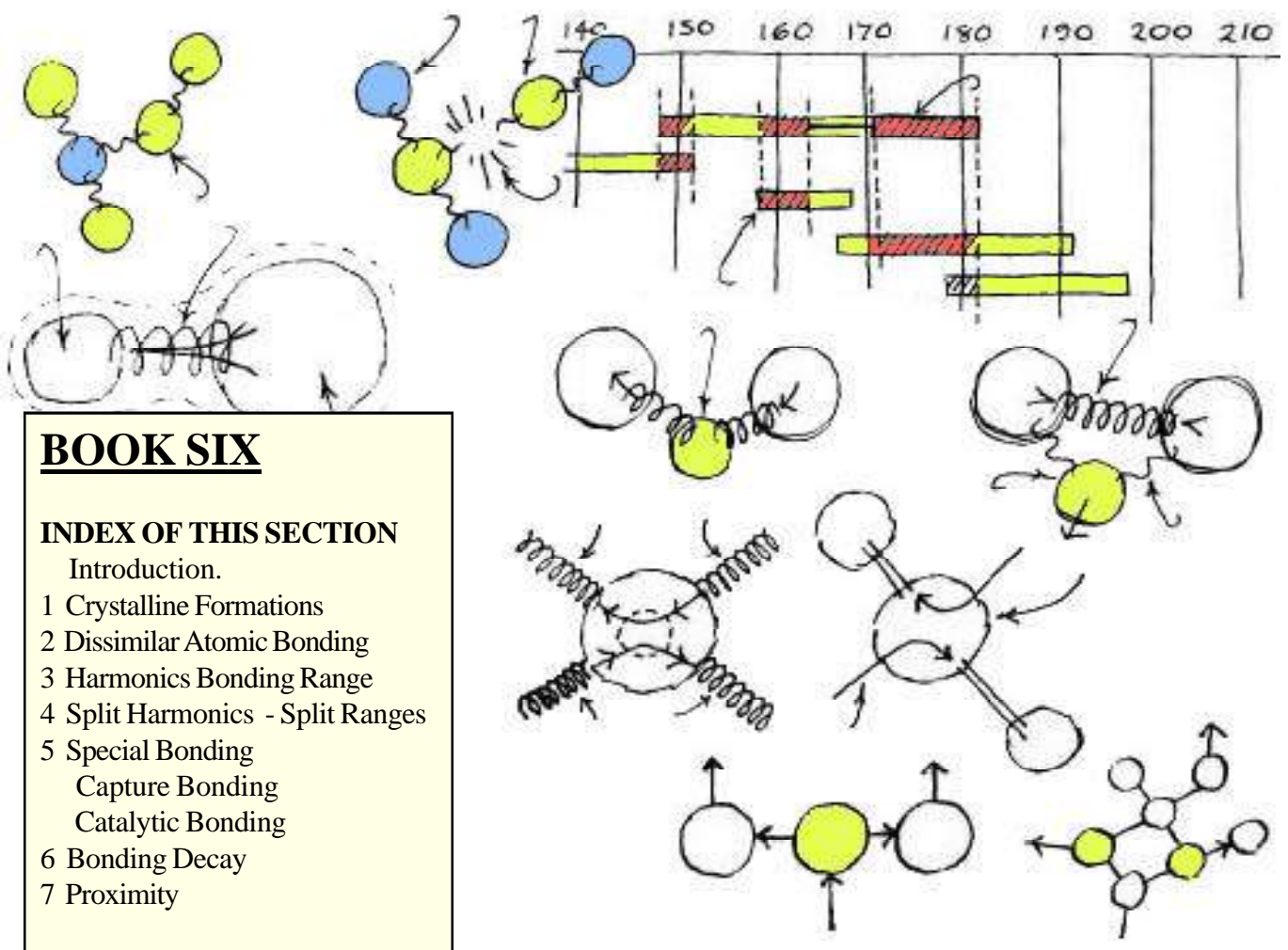


## COMPLEX ATOMIC BOND FORMATIONS

We can see from the details shown in part 5 how large atoms can join together here we shall look at this process a more detail. The simplest kind of bonding to observe is the harmonic bonding of similar atoms as formed in crystalline structures. Also going beyond that we look how very complex bonds can be made to form and create the vast array of molecules we see around us.



### **BOOK SIX**

#### **INDEX OF THIS SECTION**

- Introduction.
- 1 Crystalline Formations
- 2 Dissimilar Atomic Bonding
- 3 Harmonics Bonding Range
- 4 Split Harmonics - Split Ranges
- 5 Special Bonding
  - Capture Bonding
  - Catalytic Bonding
- 6 Bonding Decay
- 7 Proximity

### **INTRODUCTION**

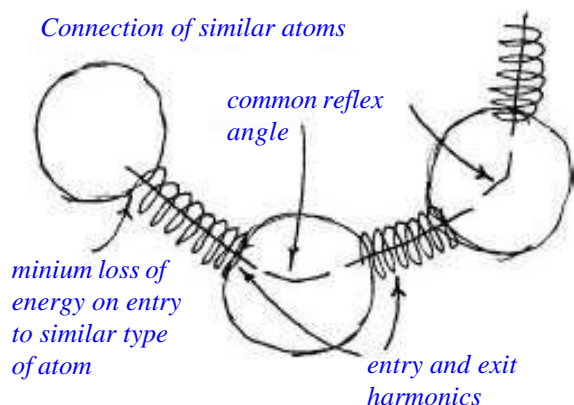
These papers are about Sub Molecular Interface Bonding, which is an explanation of the mechanics of atomic formation, structure and linking. It looks at how sub atomic particles form into atoms, how simple atoms form large atoms and the way atoms bond together into molecules, the foundations of matter.

The papers have been split into sections or books primarily to keep the file sizes down to an acceptable level so people with slow internet access can easily download the files. It also means you can download just the parts you want. See **“Introduction and Full Project Index”** for full information.

**Issue 1 - 20 Nov. 2015**

# CRYSTALLINE FORMATIONS

The simplest kind of bonding to observe is the harmonic bonding of similar atoms as formed in crystalline structures. Atoms of a similar type will tend to align themselves when close, exit to entry window because of the gravimetric orientation within the atoms, if they are held in favorable conditions they will start to form bonds.

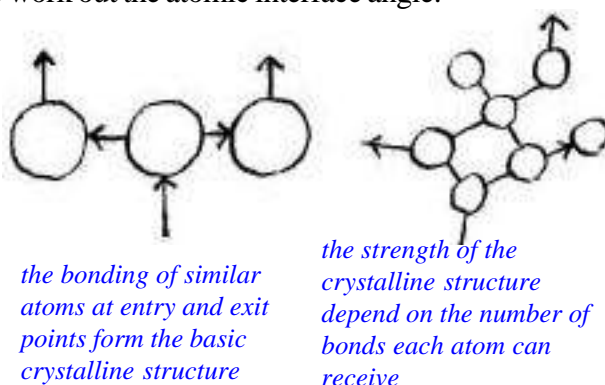


Bonds formed by similar atoms tend to follow structural patterns where the atomic interface windows align with the atomic exit windows of each atom. This bonding will form a regular continuous pattern as the structure of the crystal is built up.

By studying these crystalline patterns we can determine some of the positions of the atoms atomic windows. We will not be able to tell the size of these windows but give us a chance to work out the atomic interface angle.

If conditions for crystalline formation remain constant then crystals of considerable size could develop, however things are never constant. A crystal will continue developing apparently in a continuous structure, however within the crystal the will be distinctive regular fault lines.

These fault lines vary for each type of element and are caused by sub atomic interface decay, a process whereby the interfacing particle looses its harmonic with the atom.




If we follow the progress of a sub atomic energy ring in a crystalline formation we can see how atomic decay results and the effect this has on the crystalline structure.

On the first interaction between a sub atomic energy ring and an atom the sub atomic energy ring will take on the harmonic of the atom and the interface particle will the exit to continue onward to the next atom.

The sub atomic energy ring will then interface with the core of the second particle and although it will keep the atoms harmonic it will not quite be identical to the harmonic it had when entering the first atom.

This change is because the particle will have transferred energy to the new atom therefore its new harmonic will be broken down slightly by the loss of this energy to the second interface.

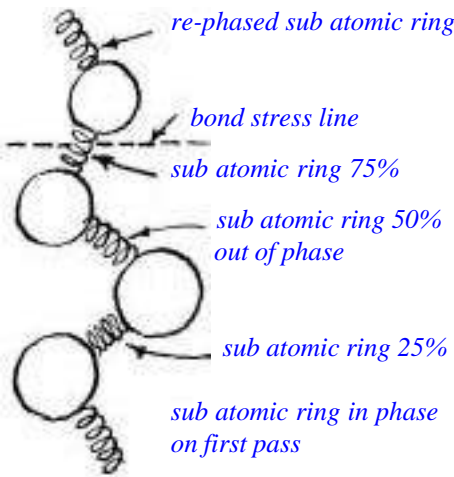
This process will continue until the harmonic has decayed below the level of acceptable interface for that group of atoms.



Here the crystal growth would naturally stop. However the sub atomic energy ring now has an opportunity to interface with a different atom, an interface which would normally be below the crystals interface.

Depending on the particle this different interface can flip the sub atomic energy ring to either bond to a new generic crystal growth pattern or flip back into interface range of the original crystal atom.

When this happens there will be at regular intervals within the body of the crystal, either a fault line and the realignment of a new crystal growth, or an impurity allowing realignment of the original crystal.



In the crystalline structure this building up of the structure is achieved with similar atoms having a similar harmonic interface. Even here we see the property of harmonic decay. This process of the sub atomic energy rings change in harmonic, not only effects the building of crystalline structures it is fundamental to the building of molecules from different types of atom.

## DISSIMILAR ATOMIC BONDING

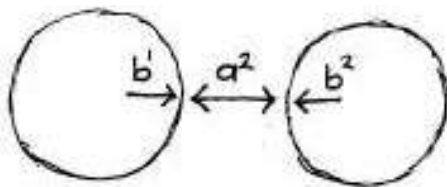
The previous simple example of crystalline formation illustrates the basics of how sub atomic energy rings form the link in the bonding process of atoms linking into complex structures. The process is not however so straight forward in the majority of bonding processes. How is it then that atoms which only have a limited capacity to accept and eject sub atomic particles at given harmonics, make the changes necessary to link consistently with other atoms.

Not all atoms will form a pure crystalline structure if left alone. Some will be reluctant to form any bond, others will bond more readily with atoms of a different type. It is this mixture of bonding that allows the variety of molecules that are found in the natural environment.

## HARMONICS BONDING RANGE

What we are seeing with sub atomic energy rings is a mechanism that can hold atoms together, these groupings are referred to as molecules. As we have seen atoms bond as their energy levels increase pushing their graviton core into bonding levels.

The bonding level is a balancing act where attraction and repulsion of a pair of interfacing atoms which stabilise at a point where they are almost equal, nether being strong enough to overcome the other.



$a^2 = b1 \times b2 = \text{balance}$   
 $a^2 > b1 \times b2 = \text{repulsion}$   
 $a^2 < b1 \times b2 = \text{attraction}$

Not all atoms bond however and not all energy levels are equal. What is a high energy level for a small atom, is a small energy level to a large atom.

None harmonic bonding or split harmonic bonding, of unlike atoms, is a matrix process built up from a number of variable factors. The prime one is energy, not necessarily high energy, low energy can also be a factor. The second is pressure, usually gravimetric pressure that pushes the atoms into very close proximity. The third factor is harmonic, this is the spiral harmonic an atom gives to the sub atomic energy ring.

If we look at the atom as units we have large atoms with relatively small atomic windows and small atoms with relative large atomic windows and, in-between we have the whole range of sizes. The difference in atomic window size in its self is not large but the difference in interface angle is significant.

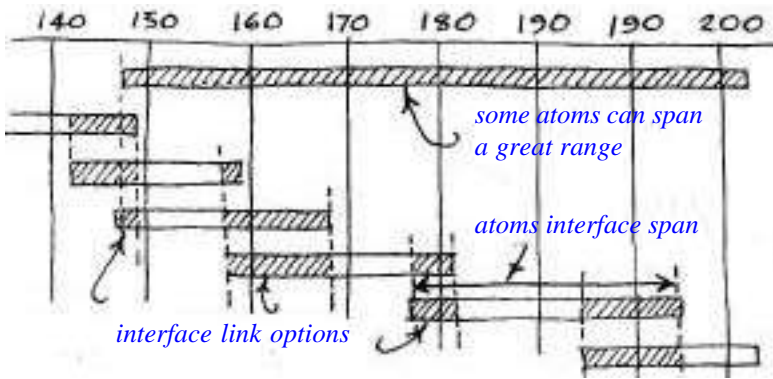


*split harmonic is when the harmonic input is different from the output*

We have seen that atoms have a maximum and minimum range of interface which changes with energy levels, this puts their bonding capacity within a given range, this range overlaps with that of atoms who's maximum or minimum is close to that interface spread. These sort of relationships can easily be plotted on spread diagrams however it is seldom any single property that makes for bonding and when all other factors are added in it become much more difficult to identify the relative bonding parameters.



*Interface Graph*



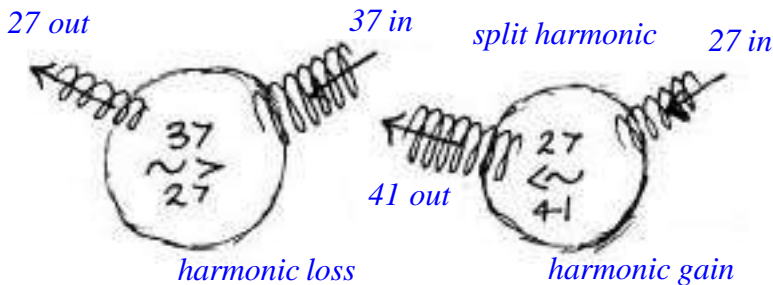
For successful atomic bonding certain parameters have to be met these are set out as three main features.....

- (a) Energy levels in both atoms have to be raised to the point where graviton attraction close to negation repulsion.
- (b) Interface harmonics have to be in working range with the interfacing atoms.

(c) Atoms have to be within proximity of each other.

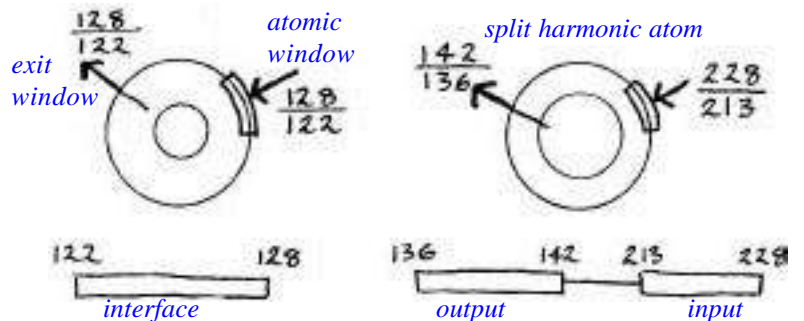
Even with maximum energy levels if the distance is too great there will not be enough energy stored within the atoms to make a gravity bridge strong enough to bond.

## SPLIT HARMONICS - SPLIT RANGES

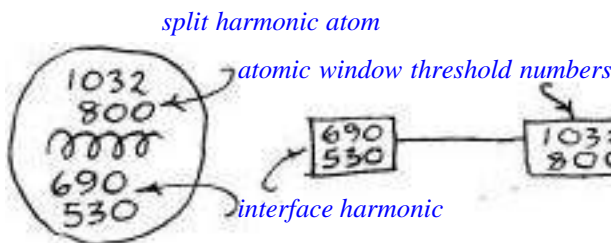


The basic atomic harmonic where an atoms atomic window is in close harmonic with its output window is the simple basic interface as seen in the crystalline structure. However the majority of interfacing is more likely to be of the split harmonic type.

We have seen that sub atomic decay can affect the simple crystal bond because energy is lost in the bonding stack. This also process happens as atoms gain or loose energy. The atomic interface window almost remains as a constant but the core shrinks or expands with energy levels and it is the core that spits out the sub atomic interface particle which reflects the harmonic of the core.



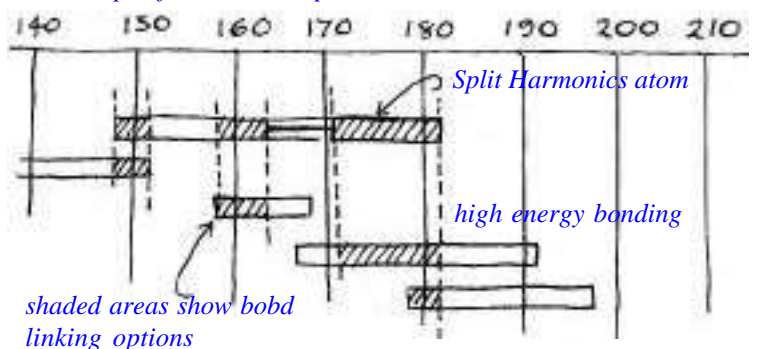
Although an atom will only accept an interface particle at a particular range, it will eject out a sub atomic energy ring at a complete range of harmonics.



A high energy atom will add energy to a sub atomic energy ring but a low energy atom will take energy from a sub atomic energy ring and eject it at the lowest possible energy.

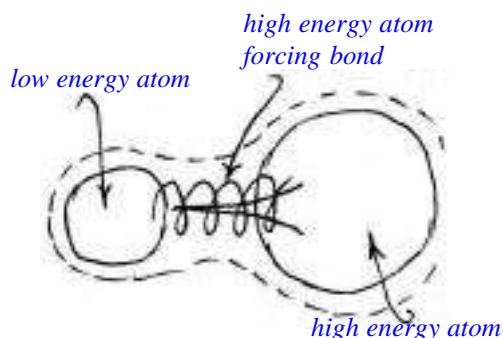
This process shifts atoms out of bonding range with not only its peers but also with atoms it would conventionally bond with.

*Graph of Atoms With Split Harmonics*



# SPECIAL BONDING

The simple bonding of atoms set out above naturally follows a set of rules which do of course, by the very nature of things, have to be broken by special variations. The first if these is capture bonding.



## CAPTURE BONDING

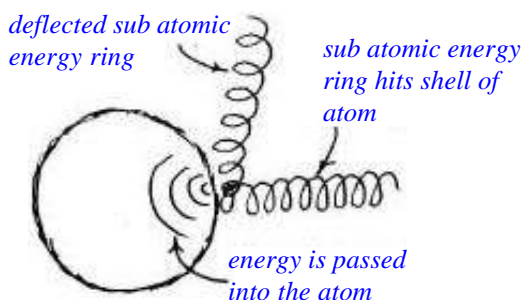
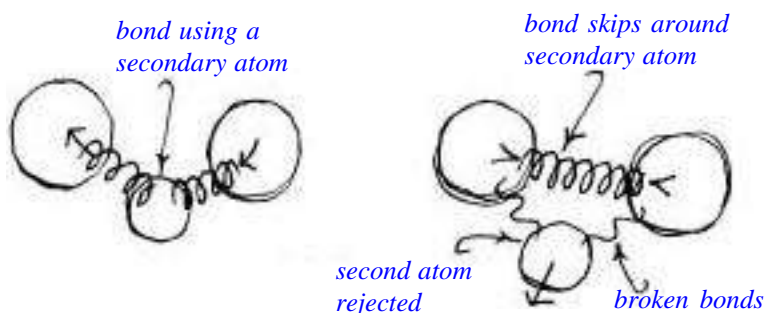
Capture bonding is where a single atom has a large amount of energy and it interfaces with an atom with very low energy. In this case even though the energy levels of the low energy atom are balanced in favor of the negative, i.e. repulsion, the high energy atom has enough energy to compensate and can force the bond.

## CATALYTIC BONDING

Catalyst bonding is the process that makes the bonding of incompatible atoms possible by the use of a third non related atom.

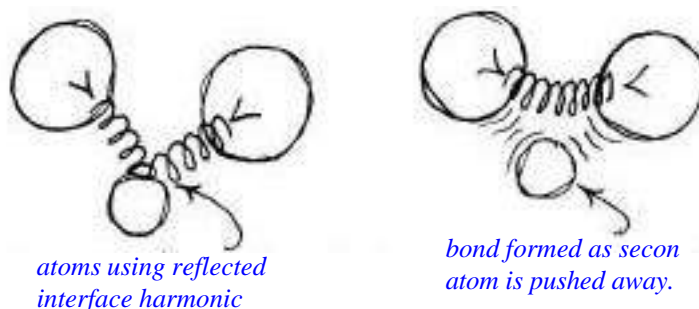
This is where two atoms which cannot bond because their harmonics are incompatible use of a third completely different atom, as a temporary by pass.

A sub atomic energy ring leaves the initiating atom and passes into a secondary atom, this secondary atom then modifies the interface particle to its own harmonic, it then passes the interface particle out and into a third atom. In this scenario however the string of three atoms do not bond, the first atom and the third atom have such strong graviton core attraction that they short circuit the second atom. The intermediary atom is then pushed away and the original atoms keep their core to core bond between themselves.

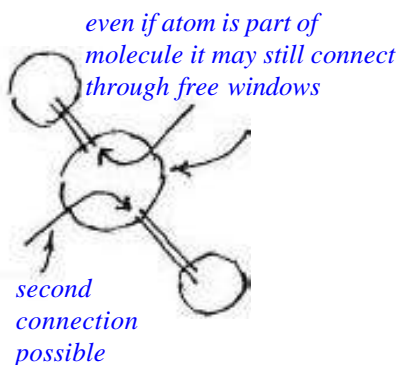
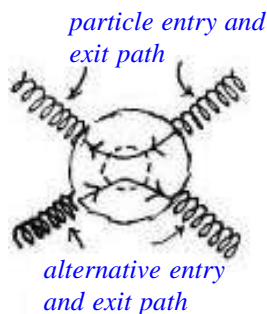
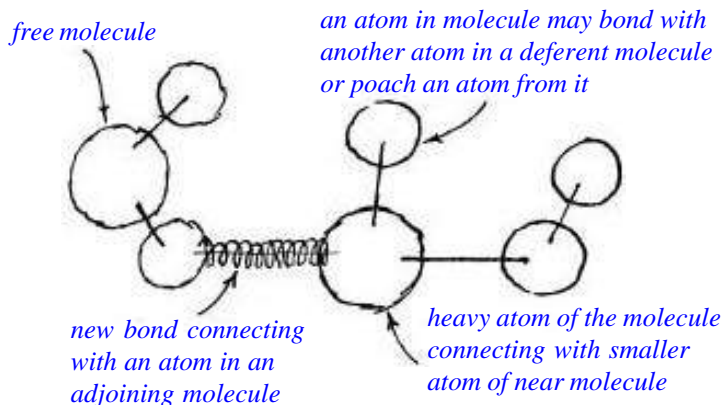


This process can also be achieved by a secondary non bond process. Here the first atom ejects the sub atomic interface particle, the particle however cannot enter the secondary atom as it is incompatible, it hits the surface of its negation shell and bounces off. The interface bounce, as we have seen earlier loses energy to the second molecule and in the process changes the dynamic of the interface particle, this change in dynamic then allows the interface particle to enter the third atom. Again a bond is made between the incompatible first and third atom.

Extending this concept slightly further it can be seen that a large atom forming part of a molecule can similarly connect to an atom from an adjoining molecule. This would happen if conditions are such that there is an available interface window on both the smaller and larger atoms enabling an interface can take place.

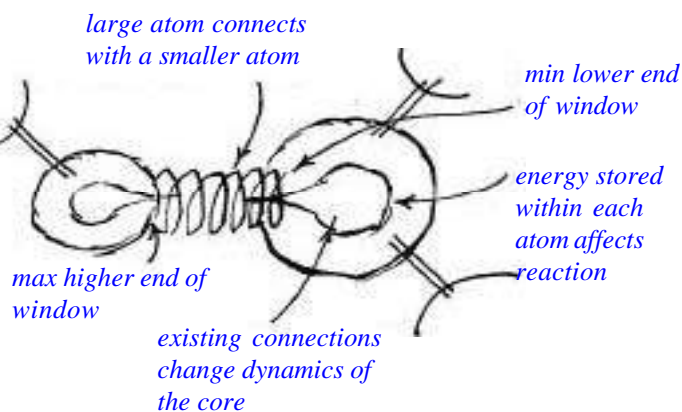


If the graviton impulse generated by the new bond is greater in force than that of the smaller atoms bond to its original molecular partner, then the new force will break its bond with the existing molecule. It will then pull the atom away from that molecule changing or destroying it molecule.



An atom that is already part of a molecule will have at least one atomic window pair occupied with a bond, to make a cross molecular bond, other windows if available, have to be utilised. This allows an atom to make more than one bond to neighboring atoms. This gives atoms a distinct pattern of linkages. These linkages are determined by the number of windows and set reflex angle.

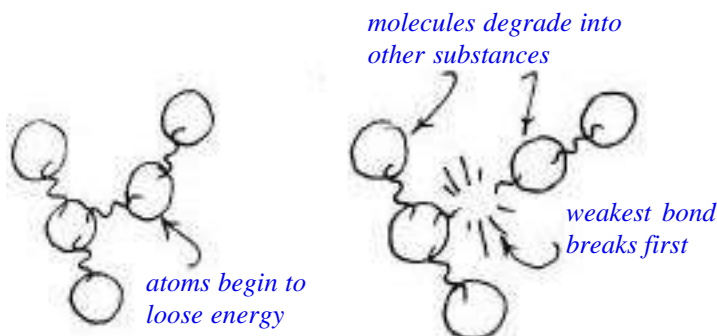
Because of the extra graviton connected bonds from the core, when an atom is linked forming a molecule, the internal harmonic of the core changes. This change will allow a linked atom, subject to available windows, to bond with atoms outside its normal range of bonding when it is free and on its own. Similarly bonding can be also prevented by the same process and an atom which normally links readily with another will be put outside of its normal harmonic range. This variation allows certain bonds to take place that would otherwise not happen and prevent bonds that would normally happen.



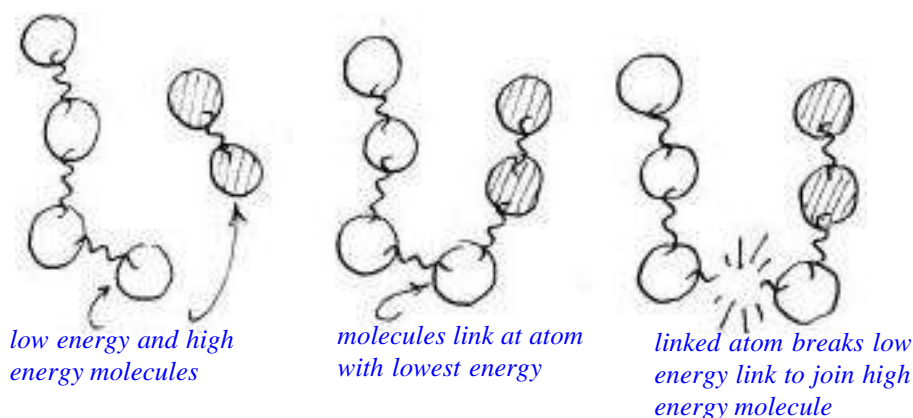
## BONDING DECAY

Although this section is about interface bonding we cannot ignore the complimentary reverse process of bonding decay. Here bonds breakdown in the process of losing energy and molecules lose atoms because there energy is too low to retain the bonding link.

There are two ways bonds can decay, the first is sedimentary decay. Here the molecule simply loses energy to surrounding environments and simply falls apart. This process can produce either separate atoms drifting off or split molecules decaying gradually into different substances.



The second part to this process and the most common is interactive decay. This is where an external atom or molecule comes into contact with the molecule and pulls out an atom causing decay. In this process the original molecule finds it has not enough energy to resist the intervening atoms graviton pull, here an external atom can pluck off parts of its structure. This process will completely change the original molecule and even collapse its structure altogether.



## PROXIMITY

The fourth rule of bonding, proximity is almost a rogue element because it has to be tied in with the unspecified fifth rule (d) Time. Proximity is normally considered by useful reaction time in bonding. But some bonding can take many centuries to complete as the closest bonding atom can be a long way away or under resistance, i.e. locked into another substance, but is pulled bit by bit closer by eons of sub atomic particles reaching out to collect it. This factor, proximity, is directly related to the medium and pressures the atoms are moving in.

Proximity in an interesting subject however because under some conditions atoms can be drawn together very rapidly and over great distances. One of the prime visible examples of this is when oxygen is drawn to fire (combustion). The speed of the process and rapid conversion of molecules is what releases the energy (heat) from within the atoms.

## CONCLUSIONS

These are the simple outlines of interface bonding and all of the above are happening all the time. This however makes it sound as if interface bonding is totally random with everything morphing all the time. The answer to that is well, it is and it isn't.


The key thing here is that interfacing is all around us all the time but bonding only takes place when conditions are right. Most of the time it does not happen, some times it does. It is easier to think of minerals forming in the earth. Each type of mineral forms under slightly different conditions, some times very slowly in isolated pockets, some times very easily over large areas.

But it is this process that forms all matter. As will be seen in the supplementary sections where we look at some of these processes in detail, it is the interactions described here that explain the results seen in experimental physics.

## END OF SECTION SIX



## The Author



I suppose this study started along time ago when I was a very small boy playing with a magnets. It was simple curiosity “How do magnets work”. What was this force pushing against each other when you put two north poles together, an invisible force but a very real one. I did not suddenly realise I had a life’s mission, yet somewhere at the back of my mind there was small box where I would store interesting nuggets of information.

It would take a long time to answer that small boys question. The cold war raged and men were going into space, there was the promise of free atomic energy and the discovery of more atoms than letters of the alphabet. I turned into a nerd, all my mates had girl friends, I had a rocket and a microscope.

I had not set out to produce a project such as this, its evolution has been strange and far from constant. Always however somewhere hiding away in the back of the mind was this small boy ready to pounce on any nugget of information relevant to his quest. Men stood on the moon, the cold war collapsed along with the Berlin Wall and probes were sent to all the planets in the solar system.

Then quite out the blue one day, that small box at the back of my mind opened, It was like a giant jigsaw and the picture began to emerge. It started to make sense.

That day was in 1979 and this is the fourth and I hope the last update. Where I think most of that little boys questions have been answered.


Anthony James Kemp. Dec 2015

## CONTACT AND QUESTIONS

Questions and Contact with the author can be made through this website page :-

“ <https://sites.google.com/site/halosadmail/> ”

Where there are E-mail, Twitter and Facebook links which can be used depending on the length or type of contact you wish to make. Note all the contact links go through a third party to filter out none relevant questions, spam or trolls etc.



## DISTRIBUTION

These papers are free to download, use and distribute freely. The contents can be referred to and copied as long as due reference is made to the Author. The original documents can not be altered or changed in any way.

Last edit 28-12-15